



Posting

Deck area



038B00074N
05/23/2012



Bent 1

Concrete channel beams



038B00074N
05/23/2012



Concrete channel beams

Bent 2



038B00074N
05/23/2012



Upstream

Downstream




038B00074N
05/23/2012



Erosion in SW corner

Downstream face



038B00074N
05/23/2012



Upstream face

038B00074N

05/23/2012




Posting

Deck area



070B000050N
05/25/12




South East corner

South West corner



070B00050N
05/25/12



Deck/wearing surface

Upstream rail and curb




070B000050N
05/25/12



Downstream rail and curb

Bent 1



070B00050N
05/25/12



Bent 1

Bent 2



070B00050N
05/25/12



Underside channel beams

Bent 1 steel cap and pile



070B00050N
05/25/12




Typical, new tie bolts
installed various locations

Upstream



070B00050N
05/25/12



Downstream

Upstream face



070B00050N
05/25/12



Downstream face

070B00050N


05/25/12



042-C146

LOOKING WEST


10/26/2011



042-C146

DECK

10/26/2011



042-C146

LOOKING EAST

10/2011



042-C146

END BENT 1

10/26/2011



042-C146

BENT 2

10/26/2011



042-C146

BENT 3

10/26/2011



042-C146

BENT 4

10/26/2011



042-C146

EXT BEAM SOUTH SIDE BENT 4

10/26/2011



042-C146

BENT 5

10/26/2011




042-C146
SOUTH SIDE
10/26/2011



042-C146

BENT 6

10/26/2011



042-C146

BENT 7

10/26/2011



042-C146

END BENT 8

10/26/2011

